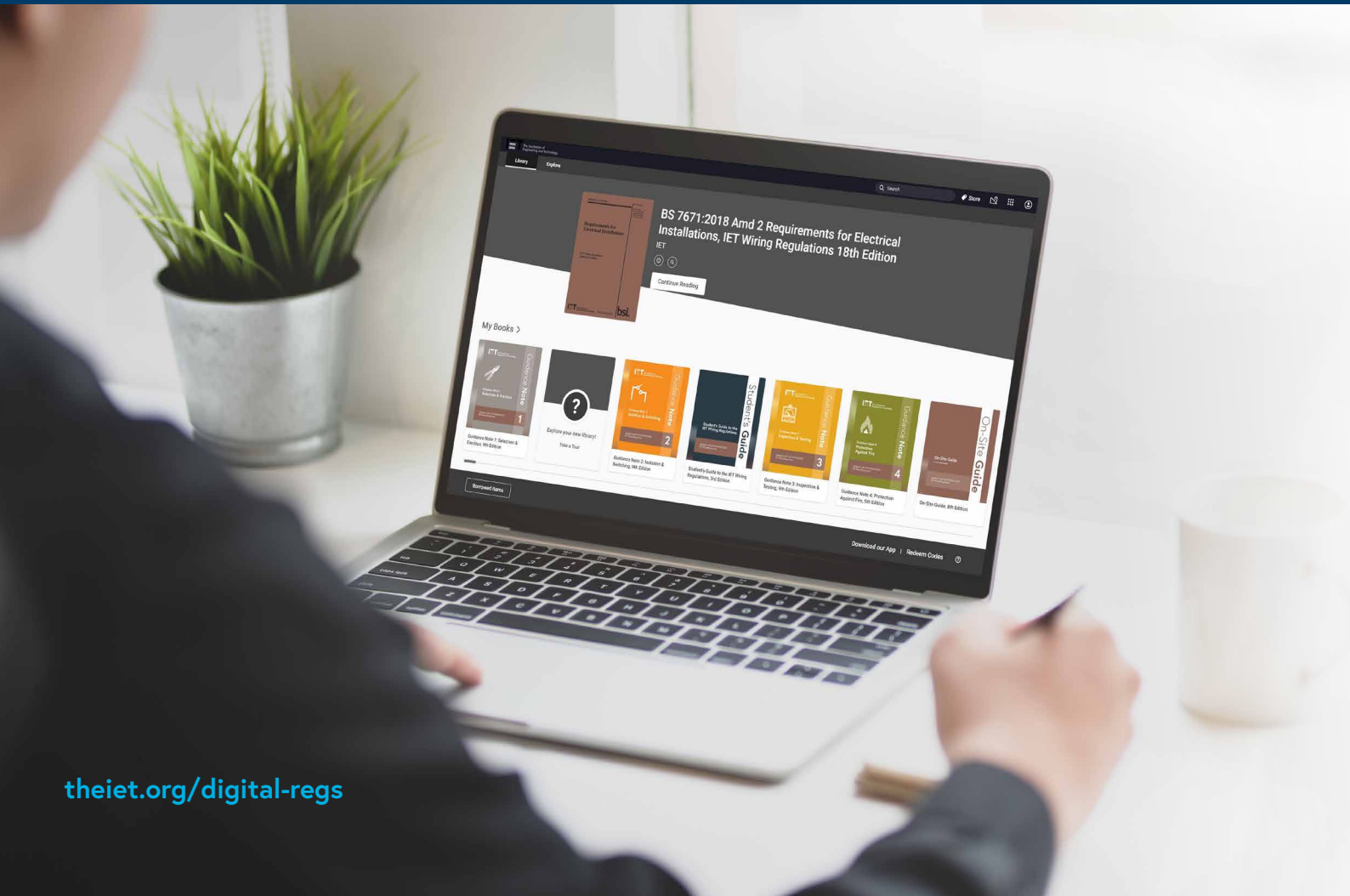


User Guide VitalSource Bookshelf Explore

Your access to the
IET Digital Wiring Regulations

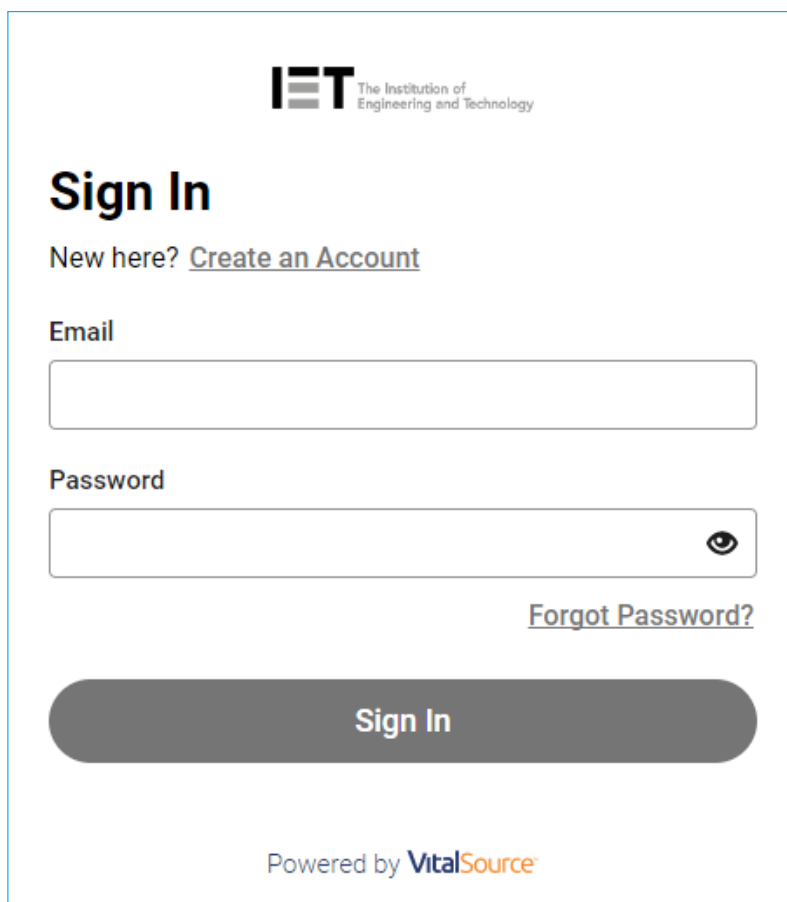


How to access the Digital Wiring Regulations through VitalSource Bookshelf

VitalSource Bookshelf is the platform the IET uses to provide digital copies of the IET Wiring Regulations and other supplementary materials, such as our Codes of Practice and Guides. The platform is straightforward to use and allows you to download books for offline viewing, print pages and make highlights.

If you have any queries or issues, please contact digitalwiringregs@theiet.org.

Bookshelf can be accessed through any supported web browser at the following URL: <https://iet.vitalsource.com/#/user/signin>. We recommend bookmarking this page; below is what the login screen looks like.



The screenshot shows the IET Sign In page. At the top, the IET logo is displayed with the text 'The Institution of Engineering and Technology'. Below the logo, the heading 'Sign In' is prominently displayed. Underneath the heading, there is a link for 'New here? [Create an Account](#)'. The page features two input fields: 'Email' and 'Password'. The 'Password' field includes a toggle icon for visibility. A link for '[Forgot Password?](#)' is located below the password field. A large, dark grey button with the text 'Sign In' is positioned at the bottom of the form area. At the very bottom of the page, it states 'Powered by [VitalSource](#)'.


Creating a Bookshelf account

You will need to create an account to access the Digital Wiring Regulations. You can create one by clicking "**Create a VitalSource account**" on the login page, or by using the link below:

<https://iet.vitalsource.com/#/user/registration>

Here is the information you'll need to provide in order to create your account.

[!] Please ensure you use your Work / Education email when creating an account so that Bookshelf can recognise the books you're entitled to view as part of your institution's subscription.



Create Account

Already have an Account? [Sign In](#)

First Name	Last Name
<input type="text"/>	<input type="text"/>

Email

Password

8+ characters, an uppercase letter, a lowercase letter, and a special character.

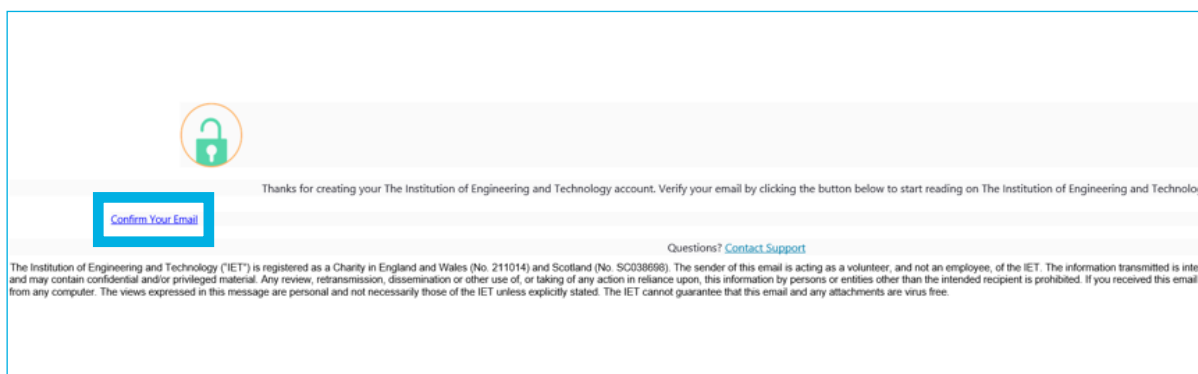
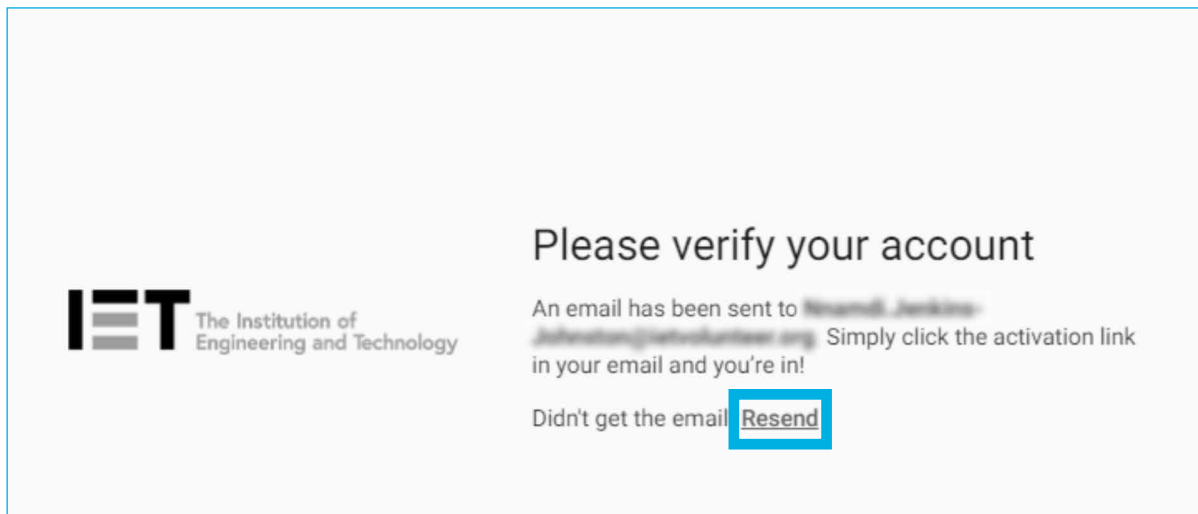
I agree to the [Terms of Use](#) and [Privacy Policy](#).

[Create Account](#)

Powered by **VitalSource**

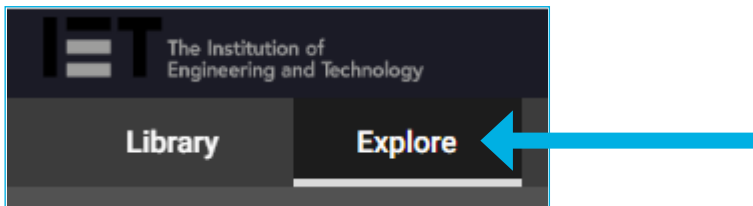
Verifying your email

Once you've created your account, you will be sent an automated verification email. Click the "**Confirm Your Email**" button. This will take you directly into your new Bookshelf account. If you cannot find the email, please try checking your Junk and Spam folders, or re-sending the email.

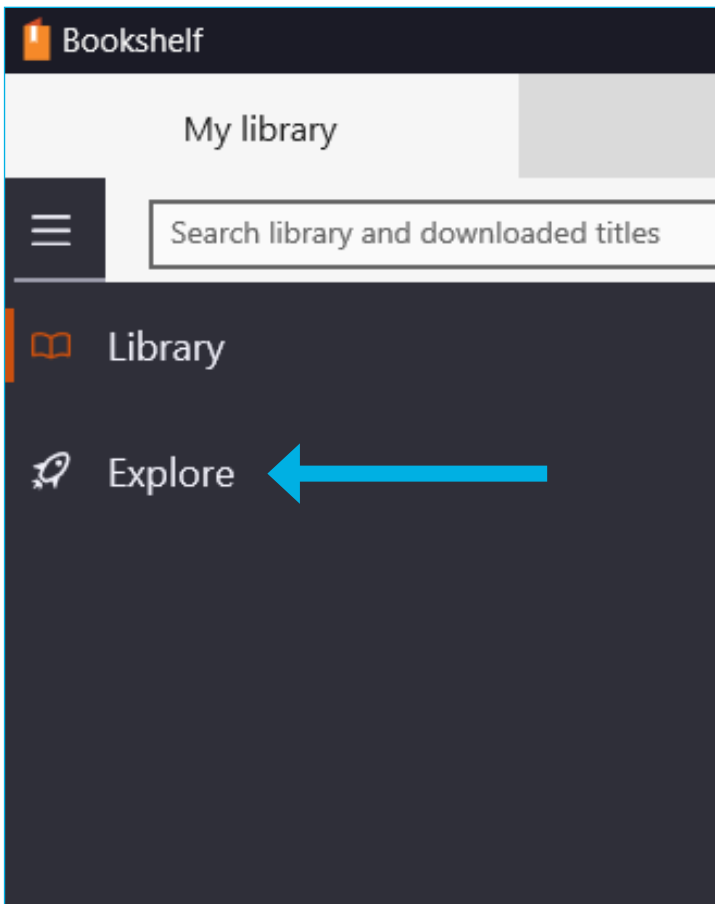


Where are my books?

Verifying your email will automatically log you into your Bookshelf account, taking you into your Library page. In order to add books from your subscription to your Library, click the **"Explore"** tab in the top left-hand corner of the screen underneath the Bookshelf logo:



In the Bookshelf app, the Explore tab can be found in the sidebar. Click the burger menu icon in the top left to open the menu, where you'll find access to the Explore tab.



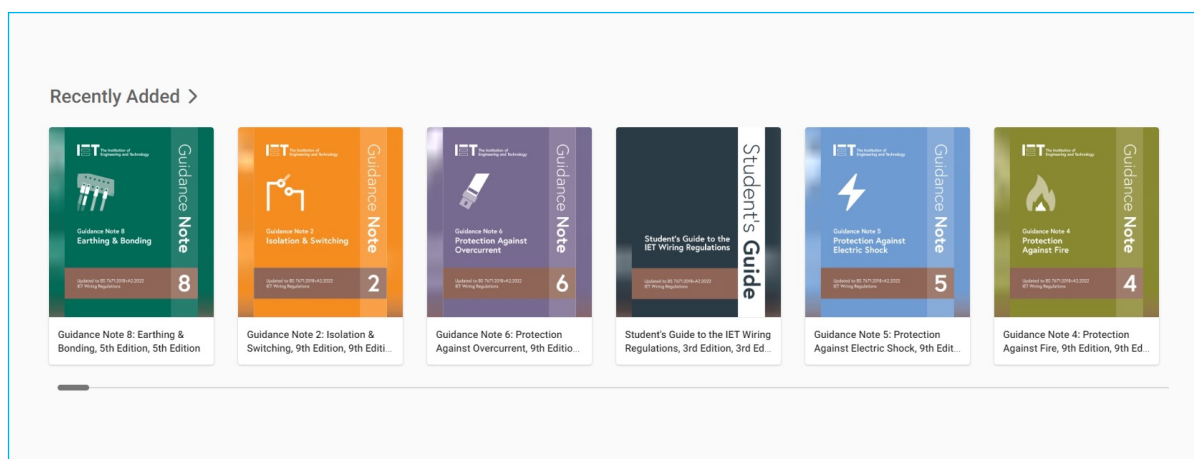
Explore tab

The explore tab is where all the books that are available to you will be available to add to your library. Simply click on the book you want to open.

Please note that when adding a book to your library there will be a limit to how long you are able to keep the book. The limit is set by your institution or organisation. You may be preventing other users that are part of your institution's subscription from accessing the same book.

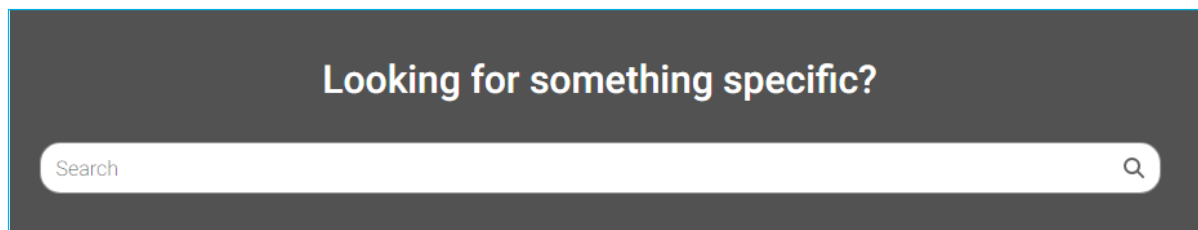
You can keep up to date with the most recent publication releases by scrolling down to the **"Recently Added"** row. New books by the IET are automatically added to your subscription as they are released.

If you are expecting a new title and don't see it in the "Recently Added" row, go to tools and select "Update Library". If you are using the mobile app "Update Library" can be found in the sidebar. If you are using the desktop app, please select "Refresh" at the top right hand of the page. The new title should then be available.



☰ Explore tab

If you're looking for a specific publication, you can use the search bar to find it quickly – this is located at the top right in the main toolbar and in the middle of the Explore tab page.



[!] Publications available will be dependent on your institution's subscription, a full list of packages and what they include can be found here:

theiet.org/digital-regs







Downloading for Offline viewing

In order to view the books offline, you will need to download the Bookshelf app. It is available on all major devices. You can download it from this web page, which has direct links for each app store listed below:


<https://support.vitalsource.com/hc/en-us/articles/201344733-Download-Bookshelf>

Once you've added a book to your library, accessing it through the app will automatically download it onto your device before it opens.

Download Bookshelf

<p>iOS</p>  <p>Download on the App Store</p> <p>Learn More</p>	<p>Android</p>  <p>Download on Google Play</p> <p>Learn More</p>	<p>Kindle Fire</p>  <p>Download on the Amazon App Store</p> <p>Learn More</p>
<p>Mac</p>  <p>Bookshelf 10 Download Now</p> <p>Learn More</p>	<p>PC</p>  <p>Download on the Microsoft Store</p> <p>Learn More</p>	<p>Chromebook</p>  <p>Download on Google Play</p> <p>Learn More</p>

Previous Bookshelf Downloads

<p>Win 7&8</p>  <p>Bookshelf 7.6 Download Now</p> <p>Learn More</p>
--

[!] Legacy versions of the Bookshelf app can also be downloaded for Mac OS X and Windows 7&8. These versions are no longer updated and may be missing features.

Cookies

Please note: Bookshelf requires the use of cookies, this is to allow the platform to track where you left off reading a book for example. If you opt out of the mandatory cookies you will be unable to use the platform. Google analytics cookies may still be disabled, and there is an option to do so when prompted with the cookies window.

We use cookies

Required Cookies

These cookies allow you to use the features on our site. Without them, our site will not work on your device. Therefore, **they cannot be disabled**. We do not use required cookies for advertisements.

Analytics Cookies

Google Analytics cookies enhance our site's performance by collecting information on how you use it. Use the toggle if you'd like to opt out of analytics cookies.

For more information about our cookie usage, visit our [Cookie Policy](#).

Opt Out of All Cookies

Save

Contact us at
digitalwiringregs@theiet.org
or see
theiet.org/digital-regs